

### For IPS e.max® restorations

		IPS e.max Ceram/ZirPress	IPS e.max ZirCAD	IPS e.max CAD/Press
Anterior	Crown		✓	✓
	Veneer	✓		
	Bridge		✓	✓
Posterior	Crown		✓	✓
	Bridge		✓	

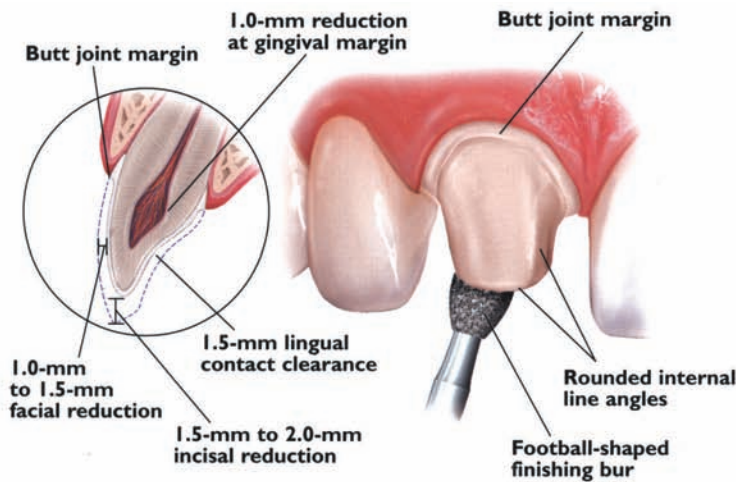
### For IPS Empress® restorations

		IPS Empress
Anterior	Crown	✓
	Veneer	✓
	Bridge	
Posterior	Crown	✓
	Bridge	
	Inlay/Onlay	✓

## Anterior Chairside Preparation Guide

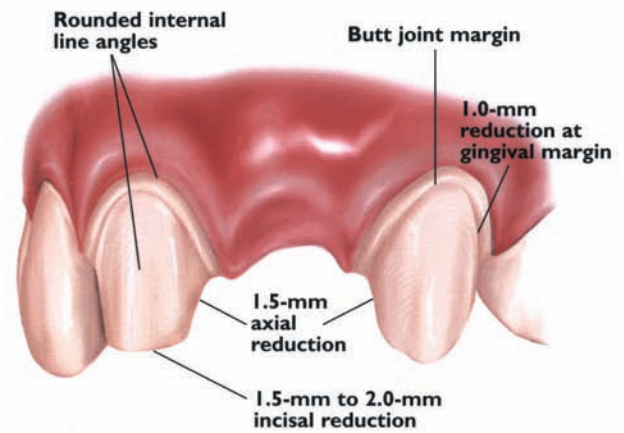
### Full-Coverage Restorations

#### ANTERIOR CROWN PREPARATION



### 3-Unit Bridge Restorations

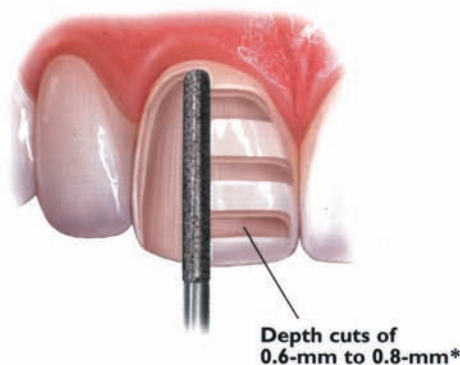
#### 3-UNIT BRIDGE PREPARATION



## Veneers

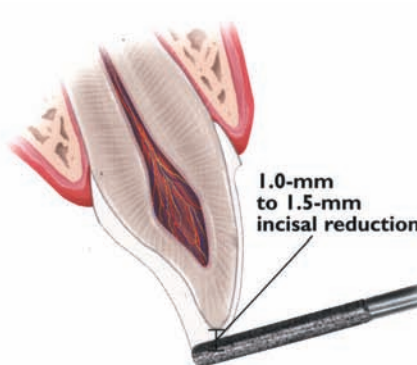
### VENEER PREPARATION

A medium grit, round-ended, diamond bur is used to remove a uniform thickness of facial enamel by joining the depth-cut grooves.



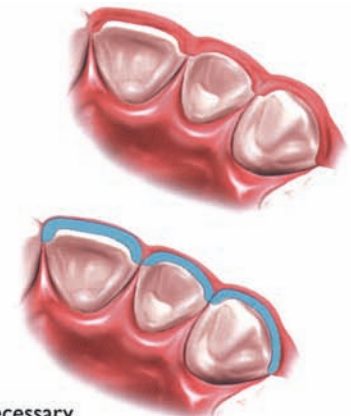
### INCISAL PREPARATION

The diamond bur is angled to bevel back the incisal edge.



### CHAMFER MARGINS

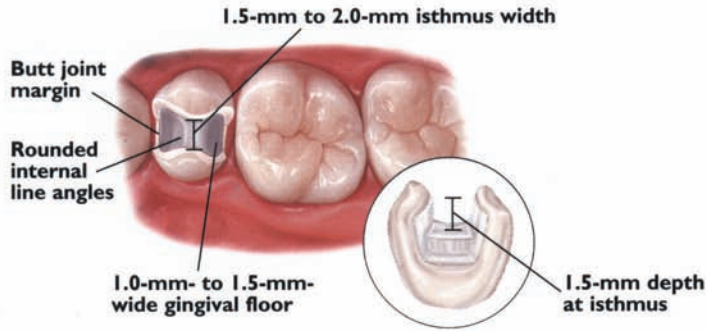
Correct preparation of the chamfer margins interproximally allows the appropriate bulk of porcelain.



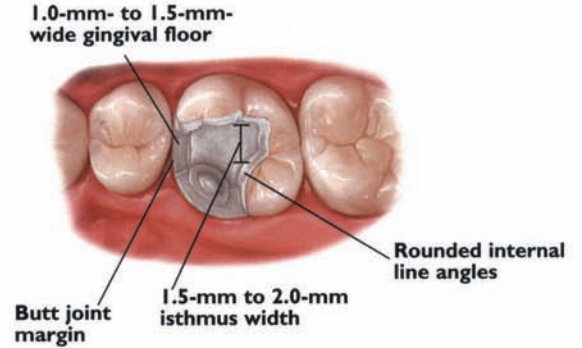
\*Please note: For additional masking capabilities and/or layering techniques, further reduction may be necessary. Contact your laboratory for further information.

## Inlays/Onlays

### INLAY PREPARATION

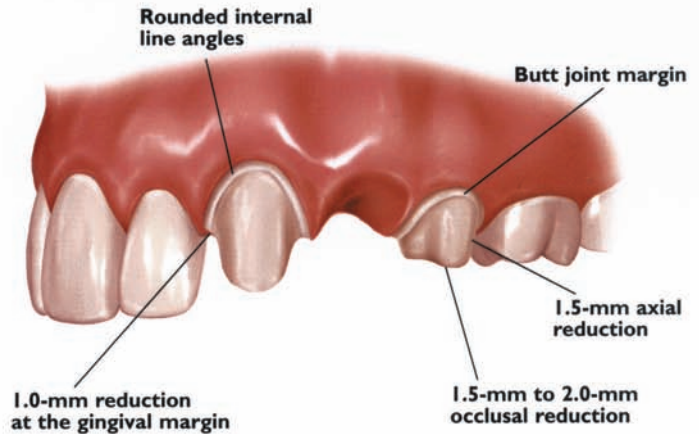
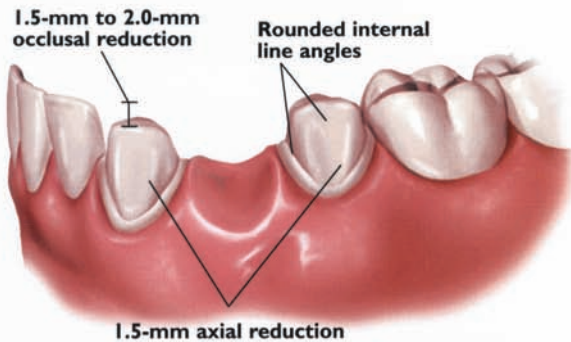


### ONLAY PREPARATION



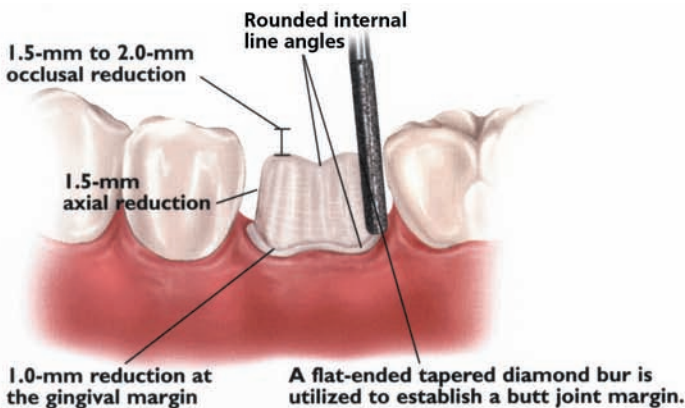
## 3-Unit Bridge Restorations

### 3-UNIT BRIDGE PREPARATION

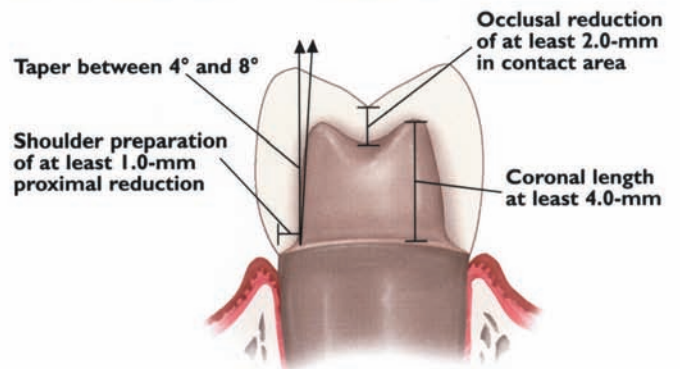


## Full-Coverage Restorations

### POSTERIOR CROWN PREPARATION



### CONVENTIONAL CEMENTATION PREPARATION



When layered or pressed ceramic margins are preferred in conjunction with a zirconia framework, enhanced gingival esthetics can be achieved with a definitive 90 degree shoulder preparation.

[www.ivoclarvivadent.com](http://www.ivoclarvivadent.com)

For information on these or any other Ivoclar Vivadent products, please call us toll free at 1-800-533-6825 in the U.S., 1-800-263-8182 in Canada. [www.ivoclarvivadent.us](http://www.ivoclarvivadent.us) ©2006 Ivoclar Vivadent, Inc. IPS e.max and IPS Empress are registered trademarks of Ivoclar Vivadent, Inc. Rev.1 7/2008 #604217 All illustrations ©2003 Montage Media Corporation

100% CUSTOMER SATISFACTION  
GUARANTEED!



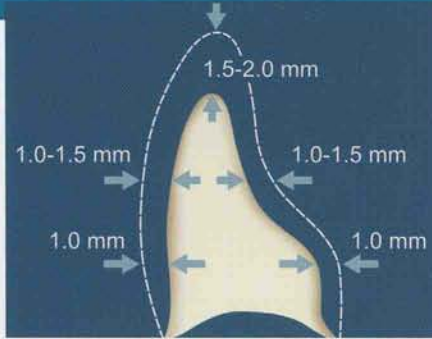
**C L I N I C A L P R E P A R A T I O N**

To assure clinical success, the following minimum material thickness is recommended.

**Preparation:**

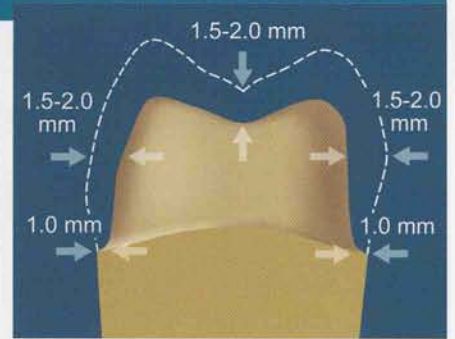
**Anterior Crown**

- 1.5 – 2.0 mm incisal reduction
- 1.0 – 1.5 mm labial and lingual reduction
- Round the internal line angles
- Chamfer margin



**Posterior Crown**

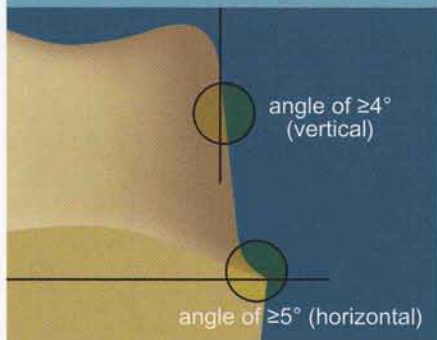

- 1.5 – 2.0 mm occlusal/incisal reduction
- 1.0 – 2.0 mm axial reduction
- Round the internal line angles
- Chamfer margin



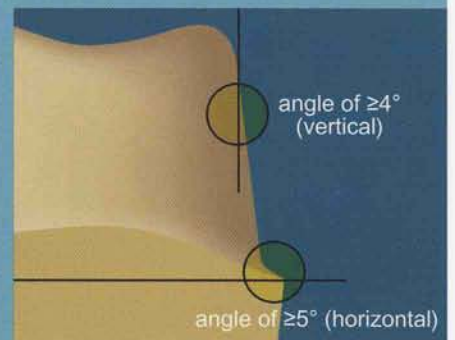
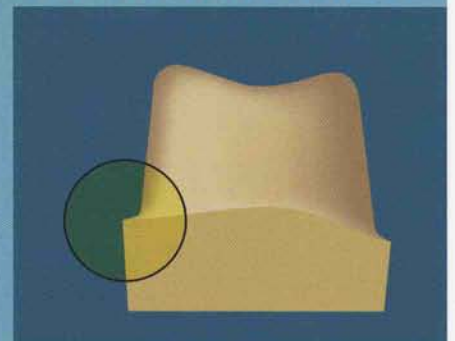
**Preparation:**

The optimal preparation is a shoulder or chamfered preparation with a circumferential step or chamfer which must be applied at an angle of  $>5^\circ$  (horizontal). The angle of the preparation (vertical) should be  $4^\circ$  or larger. The inside angle of the shoulder preparation must be given a rounded contour.

**CHAMFERED PREPARATION**

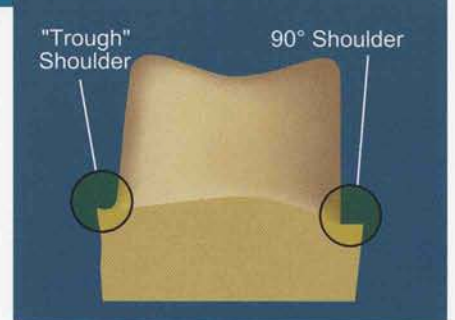
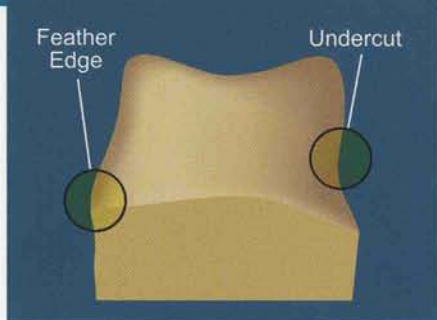


**SHOULDER PREPARATION**



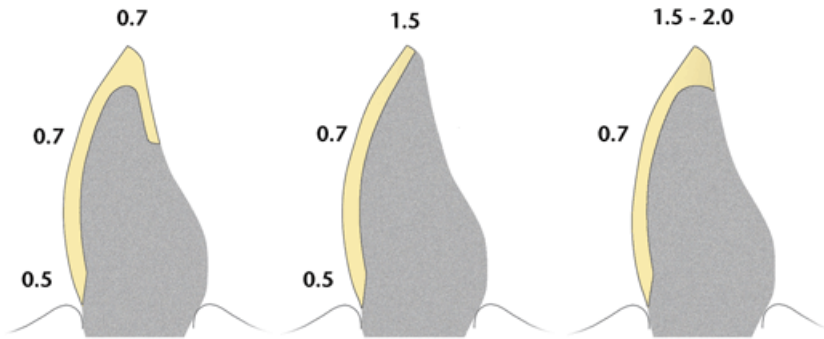
**Contraindication:**

We do not recommend a feather edge, as it does not provide adequate reduction for the porcelain buildup, or the trough (or gutter) shoulder because the outer most edge may not be detected when scanned.



## Tooth Preparation / Reduction in millimeters

### Anterior Veneers

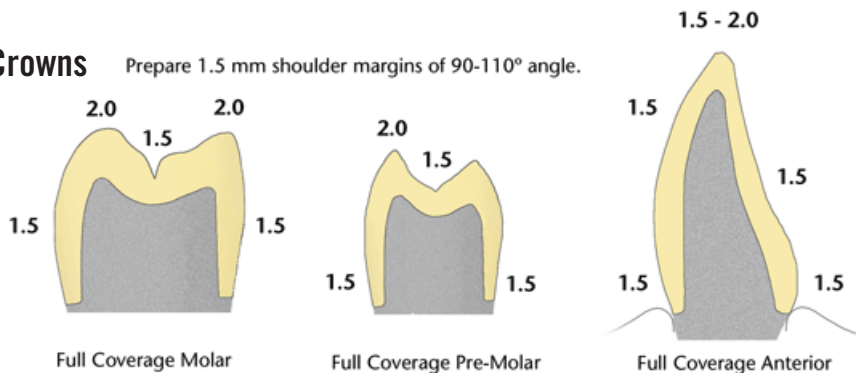


### Inlays / Onlays



### Crowns

Prepare 1.5 mm shoulder margins of 90-110° angle.



- If veneers for anterior teeth are required, the preparation can be very conservative with minimal loss of tooth structure.
- First the dentist prepares the enamel layer that shall be covered by the veneer.
- For choosing the right color, the patient is advised by the dentist and/or the dental technician, so the laboratory can produce the veneers accordingly.
- On delivery to the patient, the restorations are chemically bonded to the tooth structure
- Although very little tooth material is eliminated, this method is absolutely strong and durable.
- Cementation All known bonding-luting systems can be used, with a terminal expansion of  $\leq 1\%$ .

